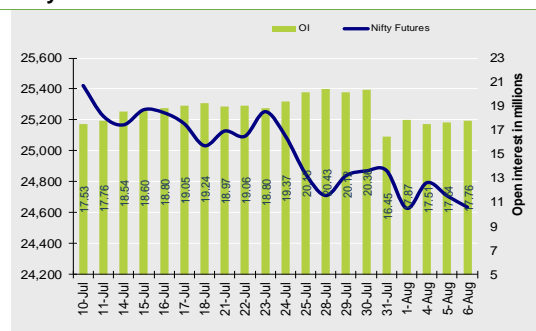


Nifty Snapshot

	Close	Prv Cl.	Ab chg	% chg
Spot	24,574.20	24,649.55	-75.35	-0.31
Futures	24,634.90	24,707.80	-72.90	-0.30
OI(ml shr)	17.76	17.64	0.13	0.72
Vol (lots)	57110	58367	-1257	-2.15
COC	60.70	58.25	2.45	4.2
PCR-OI	0.74	0.83	-0.09	-10.7

Nifty Futures Price v/s OI



Institutional Activity in previous trading session

(in Rs cr.)	Buy	Sell	Net
Index Futures	2203.06	1861.30	341.76
Index Options	1089921.72	1080505.74	9415.98
Stock Futures	17309.31	18707.24	-1397.93
Stock Options	18393.29	18568.43	-175.14
FII Cash	11,242.19	16,241.29	-4,999.10
DII Cash	16,760.64	9,966.36	6,794.28

Net FII Activity (in Rs cr.)

Date	Idx Fut	Stk Fut	Idx Opt	Cash
6-Aug	341.8	-1397.9	9416.0	-4999
5-Aug	-2249.2	-3273.6	6828.3	-22
4-Aug	204.4	3053.0	-679.0	-2567
1-Aug	-3820.7	-1836.0	-3593.7	-3366
31-Jul	-1235.8	-1530.1	7956.5	-5589
30-Jul	-445.4	-197.3	-14777.2	-850

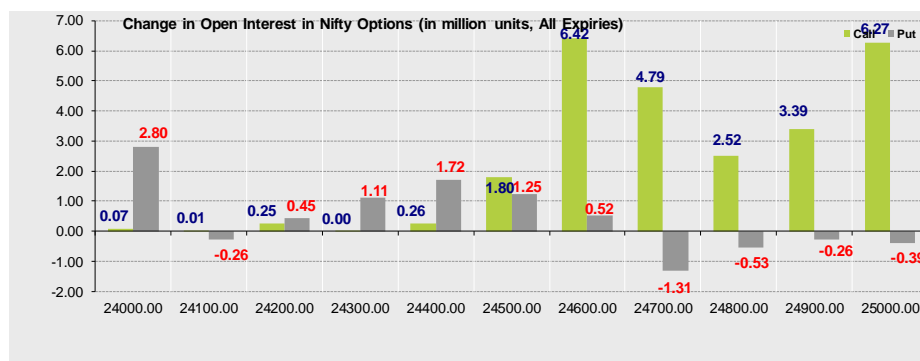
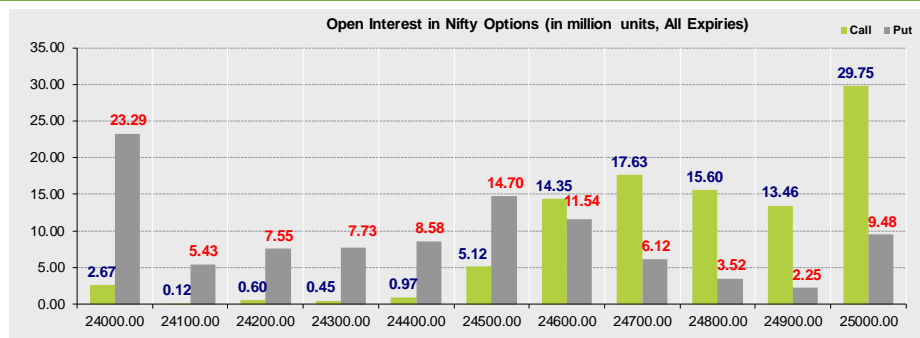
Technical Pivot (Intraday):

	S2	S1	PIVOT	R1	R2
NIFTY	24540	24590	24665	24710	24785
BANKNIFTY	55235	55410	55580	55750	55920

Summary

- Indian markets closed on a negative note where selling was mainly seen in Pharma, FMCG, Realty Sectors. Nifty Aug Futures closed at 24634.90 (down 72.90 points) at a premium of 60.70 pts to spot.
- FII's were net sellers in Cash to the tune of 4999.10 Cr and were net buyers in index futures to the tune of 341.76 Cr.
- India VIX increased by 2.11% to close at 11.96 touching an intraday high of 12.05.

Open Interest in Nifty Options:



- The above second chart shows previous trading day's change in Nifty options where Additions in OI were seen in 24600, 24700, 24800, 25000 strike Calls and at 24500, 24400, 24000 strike Puts indicating market is likely to remain range bound in the near term.
- Highest OI build-up is seen at 25000 strike Calls and 24000 strike Puts, to the tune of 29.75mn and 23.29mn respectively.

Outlook on Nifty:

Index is likely to open on a flattish note today and is likely to remain range bound during the day.

(Price is in Rs; OI is in million units; Price chg and OI chg are in percentage) **NB RESEARCH**

Fresh Longs seen in:

Scrip	Price	Price chg	OI	OI Chg
JSL	737.2	1.1	5.3	14.6
IIFL	454.2	3.5	13.6	7.4
BLUESTARCO	1784.5	1.7	1.2	6.1

Short Covering seen in:

Scrip	Price	Price chg	OI	OI Chg
TORNTPOWER	1324.2	0.6	2.5	-5.0
POONAWALLA	442.7	0.5	10.8	-4.8
TRENT	5368.0	0.7	6.3	-4.6

Fresh Shorts seen in:

Scrip	Price	Price chg	OI	OI Chg
AMBER	7664.0	-3.2	0.5	7.9
IEX	132.8	-1.0	41.2	7.1
CONCOR	554.0	-4.4	21.3	6.8

Long Unwinding seen in:

Scrip	Price	Price chg	OI	OI Chg
PGEL	753.3	-5.0	6.8	-7.4
KAYNES	6059.5	-4.7	0.9	-4.6
PRESTIGE	1606.8	-0.6	5.2	-4.0

NIFTY50 Options OI (CE OI = Resistance) (PE OI = Support)

Symbol	Highest CE OI	Highest PE OI	CMP
ADANIENT	2600	2700	2305
ADANIPTS	1400	1400	1373
APOLLOHOSP	7500	6600	7212
ASIANPAINT	2600	2400	2496
AXISBANK	1200	1100	1076
BAJAJ-AUTO	8500	8000	8217
BAJFINANCE	900	900	881
BAJAJFINSV	2000	1720	1933
BEL	400	390	390
BHARTIARTL	2000	1900	1933
CIPLA	1600	1300	1492
COALINDIA	400	370	373
DRREDDY	1300	1100	1195
EICHERMOT	5800	5800	5694
ETERNAL	310	300	299
GRASIM	3100	2700	2769
HCLTECH	1600	1460	1466
HDFCBANK	2000	2000	1992
HDFCLIFE	800	660	755
HEROMOTOCO	4600	4000	4482
HINDALCO	700	680	681
HINDUNILVR	2600	2400	2541
ICICIBANK	1500	1400	1440
ITC	420	410	413
INDUSINDBK	900	800	807

NIFTY50 Options OI (CE OI = Resistance) (PE OI = Support)

Symbol	Highest CE OI	Highest PE OI	CMP
INFY	1600	1400	1438
JSWSTEEL	1060	920	1058
JIOFIN	350	310	327
KOTAKBANK	2200	2000	2006
LT	3700	3600	3636
M&M	3400	3100	3234
MARUTI	13000	12000	12569
NTPC	340	380	333
NESTLEIND	2300	2100	2242
ONGC	235	235	235
POWERGRID	300	280	285
RELIANCE	1400	1400	1394
SBILIFE	1900	1800	1857
SHRIRAMFIN	700	600	632
SBIN	820	820	807
SUNPHARMA	1800	1500	1598
TCS	3200	3000	3039
TATACONSUM	1100	1000	1057
TATAMOTORS	700	800	656
TATASTEEL	180	140	159
TECHM	1600	1300	1464
TITAN	3600	3400	3422
TRENT	5500	5000	5368
ULTRACEMCO	12300	12000	12277
WIPRO	270	250	239

OI against MWPL				
Symbol	MWPL	Open Interest	Limit for next day	% OI
PNBHOUSING	37416542	33641400	Ban	90%
RBLBANK	121801958	105743375	9968485	87%
LICHSGFIN	60244101	49967000	7264895	83%
SAIL	289148547	217863800	56827319	75%
ABFRL	121604705	83395000	32129469	69%
HFCL	197306132	134501850	52938975	68%
PNB	687763516	453128000	200247340	66%
BANDHANBNK	190337283	118458000	62362418	62%
INDUSINDBK	125074379	77826700	40993960	62%
IEX	177860058	109331250	59635805	61%
TITAGARH	16037381	9573625	5661886	60%
NMDC	689383367	403461000	251453198	59%
GRANULES	29688038	17193550	11010086	58%
LTF	169036274	97052962	63531498	57%
CANBK	672420574	381226500	257573045	57%
CDSL	35530000	20033600	13719900	56%
ABCAPITAL	163088564	91214400	63719735	56%
ABB	10595418	5881375	4184272	56%
NATIONALUM	178967755	97181250	72838117	54%
ADANIENT	60081955	32457600	24620257	54%
PATANJALI	22595616	11886000	9579835	53%
BOSCHLTD	1737683	905650	745148	52%
BIOCON	121308233	63190000	52052821	52%
DLF	128335064	65762400	56155910	51%
CONCOR	68852343	34938750	30470975	51%
RECLTD	249446067	124395375	112578388	50%
EXIDEIND	91809066	45671400	41547212	50%
MCX	10180563	4944625	4726909	49%
HUDCO	100095000	48401550	46688700	48%
TATACHEM	31600651	15016300	15004318	48%
UPL	112304777	53064510	53625028	47%
MANAPPURAM	109606743	51633000	52493405	47%
JSWENERGY	106938341	50298000	51293423	47%

[illegible]

Derivative Recommendations:

Stock Name	Call (Buy/Sell)	Entry price	Targets	Stop Loss	Duration	Status
NIFTY (Long Straddle)	Buy	674	1100	500	Positional	Open
PAYTM (Bull Call spread)	Strategy	39	101	20	Positional	Open
SIEMENS 3100CE	Buy	105	150	70	1-2 Days	Open
ICICIPRULI 620CE	Buy	13.7	22	9	1-2 Days	Open

FROM THE EQUITY DERIVATIVE DESK:

NIRAV HARISH CHHEDA
AVP - DERIVATIVES AND TECHNICAL RESEARCH
E-Mail: nirav.chheda@nirmalbang.com
Tel no: 6273-8199/8000

AMIT BHUPTANI
SNR.DERIVATIVES AND TECHNICAL RESEARCH ANALYST
E-Mail: amit.bhuptani@nirmalbang.com
Tel no: 6273-8242/8000

DISCLOSURES

Research Reports that are published by Nirmal Bang Securities Private Limited (hereinafter referred to as "NBSPL") are for private circulation only. NBSPL is a registered Research Analyst under SEBI (Research Analyst) Regulations, 2014 having Registration no. INH000001766. NBSPL is also a registered Stock Broker with National Stock Exchange of India Limited, BSE Limited, Metropolitan Stock Exchange of India Limited, Multi Commodity Exchange of India Limited, National Commodity and Derivative Exchange Limited and Indian Commodity Exchange Limited in cash and Equity and Commodities derivatives segments.

NBSPL has other business divisions with independent research teams separated by Chinese walls, and therefore may, at times, have different or contrary views on stocks and markets.

NBSPL or its associates have not been debarred / suspended by SEBI or any other regulatory authority for accessing / dealing in securities Market. NBSPL, its associates or analyst or his relatives do not hold any financial interest (Except Investment) in the subject company. NBSPL or its associates or Analyst do not have any conflict or material conflict of interest at the time of publication of the research report with the subject company. NBSPL or its associates or Analyst or his relatives may or may not hold beneficial ownership of 1% or more in the subject company at the end of the month immediately preceding the date of publication of this research report.

NBSPL or its associates / analyst has not received any compensation / managed or co-managed public offering of securities of the company covered by Analyst during the past twelve months. NBSPL or its associates have not received any compensation or other benefits from the company covered by Analyst or third party in connection with the research report. Analyst has not served as an officer, director or employee of Subject Company. NBSPL / analyst has not been engaged in market making activity of the subject company.

Analyst Certification: The research analysts and authors of these reports, hereby certify that the views expressed in this research report accurately reflects my/our personal views about the subject securities, issuers, products, sectors or industries. It is also certified that no part of the compensation of the analyst(s) was, is, or will be directly or indirectly related to the inclusion of specific recommendations or views in this research. The analyst(s) principally responsible for the preparation of this research report and has taken reasonable care to achieve and maintain independence and objectivity in making any recommendations.

DISCLAIMER

This report is for the personal information of the authorized recipient and does not construe to be any investment, legal or taxation advice to you. NBSPL is not soliciting any action based upon it. Nothing in this research shall be construed as a solicitation to buy or sell any security or product, or to engage in or refrain from engaging in any such transaction. In preparing this research, we did not take into account the investment objectives, financial situation and particular needs of the reader.

This research has been prepared for the general use of the clients of NBSPL and must not be copied, either in whole or in part, or distributed or redistributed to any other person in any form. If you are not the intended recipient you must not use or disclose the information in this research in any way. Though disseminated to all the customers simultaneously, not all customers may receive this report at the same time. NBSPL will not treat recipients as customers by virtue of their receiving this report. This report is not directed or intended for distribution to or use by any person or entity resident in a state, country or any jurisdiction, where such distribution, publication, availability or use would be contrary to law, regulation or which would subject NBSPL & its group companies to registration or licensing requirements within such jurisdictions.

The report is based on the information obtained from sources believed to be reliable, but we do not make any representation or warranty that it is accurate, complete or up-to-date and it should not be relied upon as such. We accept no obligation to correct or update the information or opinions in it. NBSPL or any of its affiliates or employees shall not be in any way responsible for any loss or damage that may arise to any person from any inadvertent error in the information contained in this report. NBSPL or any of its affiliates or employees do not provide, at any time, any express or implied warranty of any kind, regarding any matter pertaining to this report, including without limitation the implied warranties of merchantability, fitness for a particular purpose, and non-infringement. The recipients of this report should rely on their own investigations.

This information is subject to change without any prior notice. NBSPL reserves its absolute discretion and right to make or refrain from making modifications and alterations to this statement from time to time. Nevertheless, NBSPL is committed to providing independent and transparent recommendations to its clients, and would be happy to provide information in response to specific client queries.

Before making an investment decision on the basis of this research, the reader needs to consider, with or without the assistance of an adviser, whether the advice is appropriate in light of their particular investment needs, objectives and financial circumstances. There are risks involved in securities trading. The price of securities can and does fluctuate, and an individual security may even become valueless. International investors are reminded of the additional risks inherent in international investments, such as currency fluctuations and international stock market or economic conditions, which may adversely affect the value of the investment. Opinions expressed are subject to change without any notice. Neither the company nor the director or the employees of NBSPL accept any liability whatsoever for any direct, indirect, consequential or other loss arising from any use of this research and/or further communication in relation to this research. Here it may be noted that neither NBSPL, nor its directors, employees, agents or representatives shall be liable for any damages whether direct or indirect, incidental, special or consequential including lost revenue or lost profit that may arise from or in connection with the use of the information contained in this report.

Copyright of this document vests exclusively with NBSPL. Our reports are also available on our website www.nirmalbang.com